


PROBABLY **WORLD'S**
SMALLEST
OPTICAL
MODULE



Crown MINI

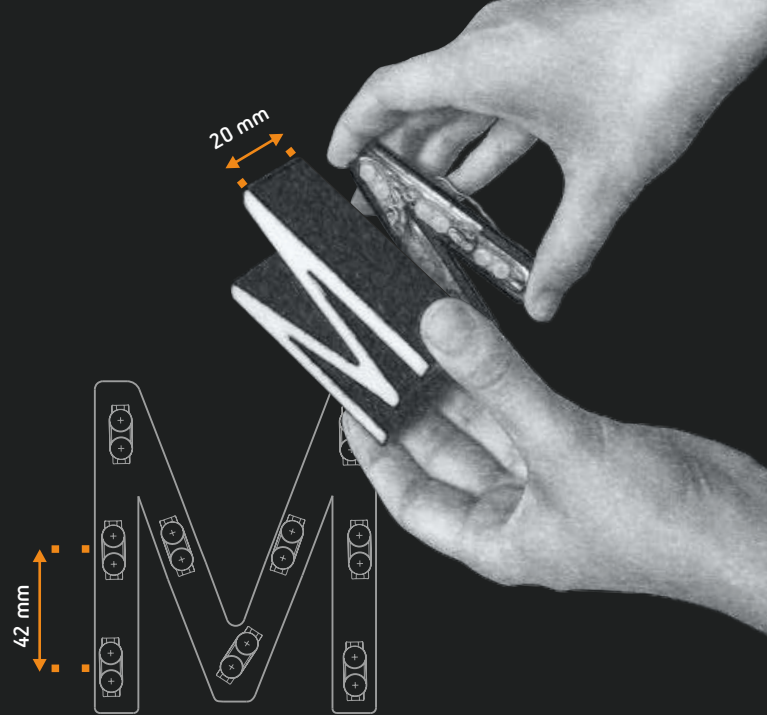
illumination of shallow depth narrow letters SOLVED!

UNIFORM ILLUMINATION WITHIN 20 MM DEPTH? SOLVED!

Brands are getting more sophisticated and minimalistic. This trend eventually leads to signage getting more shallow and narrow. How to illuminate that?

To solve this problem, BaltLED is introducing a solution: Crown MINI. Crown MINI is one of the world's smallest optical LED modules, designed to fit into the tiniest channel letters.

This extremely small module ensures the illumination in the depth from 20 mm and width of 8 mm backlit and halo-lit letters.



SHADOWS IN SHARP CORNERS AND EDGES? SOLVED!



COMPETITORS

Fitting modules into small letters is only the first challenge. Although, you can find a variety of small modules in the market, their performance is something to pay attention to.

Many small modules have no optical lenses, single lens or diffusers instead of lenses. Therefore, they tend to fail when testing their performance in challenging applications with sharp edges and corners.

We designed not only one of the smallest modules in the market, fitting into tiny spaces, but also featuring two optical lenses, that enable uniform illumination within sharp edges.



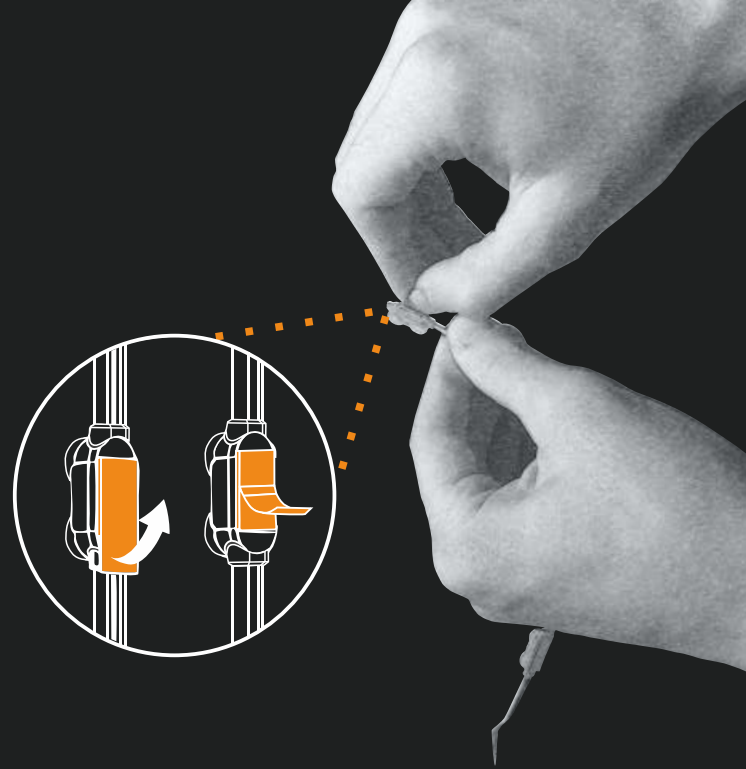
CROWN MINI

FASTER MOUNTING: FINGER LIFT AND MEMORY WIRE

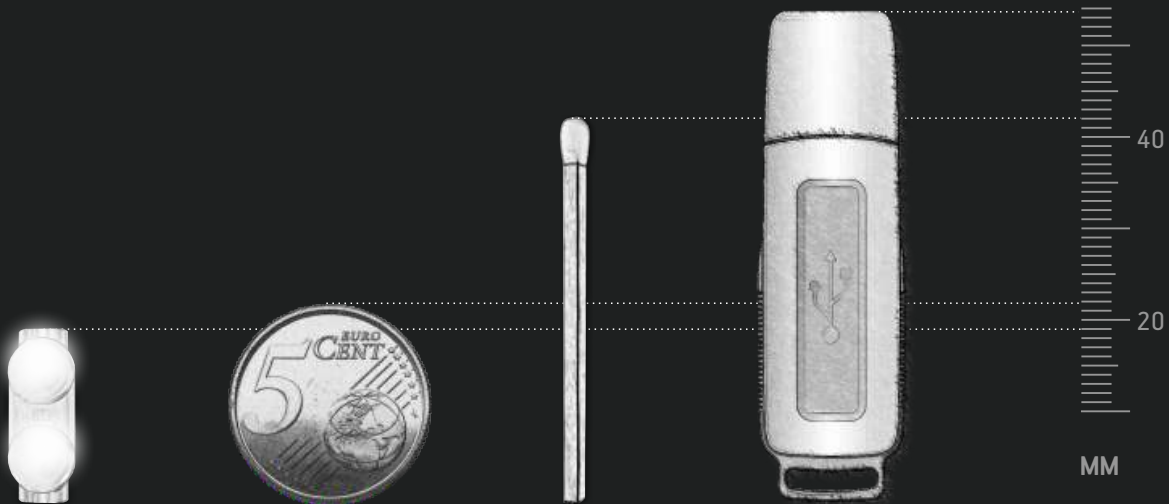
For fixing Crown MINI modules adhesive tape is used. We have gone an extra mile here too.

How long does it take to peel of a protective layer from double-sided tape? Usually it takes... too long. To ensure the convenient use of the tape, we have developed a finger lift edge liner for quick and easy removal of the protective layer.

For even quicker mounting, we have connected the modules with memory wires. These wires hold their shape without bending out. So you can form them into precise shapes to allow proper fit into the letters.



AND A BIT OF COMPARISON...



LET'S GET TECHNICAL

APPLICATION	Shallow depth narrow channel letters
RECOMMENDED DEPTH	20 - 60 mm
SIGNAGE WIDTH	from 8 mm
MODULE DIMENSIONS (L x W x H)	18.7 x 7.5 x 7.5 mm
CC DISTANCE	85 mm / 42 mm
CCT	6500K ± 200 K, 3000 ± 200 K K
BINNING	3 SMDC
SUPPLY VOLTAGE	12 VDC
POWER	0.3 W
LUMEN OUTPUT	28 lm, 27 lm
CERTIFICATION	CE and RoHS compliant
IP CLASS	IP66
LIFETIME	L70 50,000 h
WARRANTY	5 years

Balt led

E-mail: info@baltled.com
Phone: +370 532 390 00
Website: www.baltled.com

For samples: signage@baltled.com

©All rights reserved, BaltLED UAB.
Specifications are subject to change without notice.

